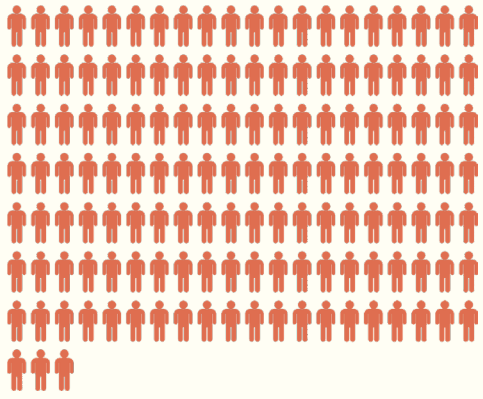
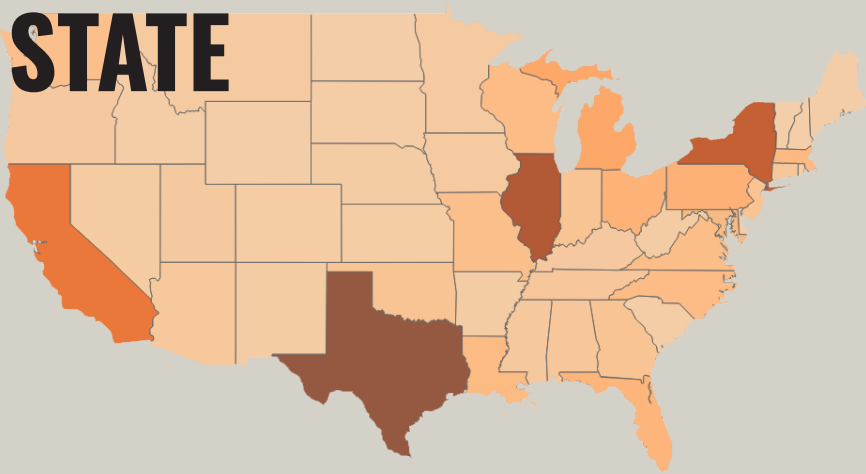


# EXONERATIONS in 2019



**1,908 YEARS LOST**  
**143 EXONERATIONS**

## EXONERATIONS BY STATE



- 30** IL
- 15** PA, TX
- 11** NY
- 9** MI
- 7** CA
- 6** FL, MD
- 5** KY
- 4** NC
- 3** LA, MA
- 2** CT, GA, IN, OK, UT, WA
- 1** AR, CO, HI, ID, ME, MN, MO, NH, NM, OH, OR, SC, SD, TN, VT, VA, DC



Official Misconduct

**93**



Mistaken Eyewitness Identification

**48**



False Confessions

**24**



Perjury or False Accusation

**101**



False or Misleading Forensic Evidence

**24**

## EXONERATIONS BY CONTRIBUTING FACTOR

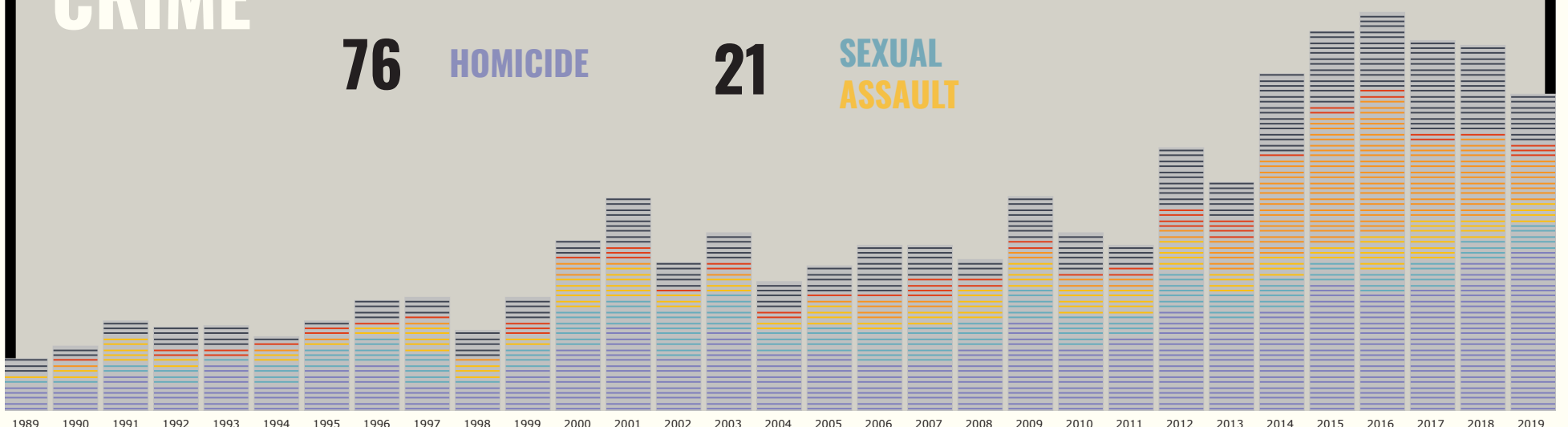
## EXONERATIONS BY CRIME

**76** HOMICIDE

**26** NON-VIOLENT CRIME

**21** SEXUAL ASSAULT

**20** OTHER VIOLENT CRIME



1989 1990 1991 1992 1993 1994 1995 1996 1997 1998 1999 2000 2001 2002 2003 2004 2005 2006 2007 2008 2009 2010 2011 2012 2013 2014 2015 2016 2017 2018 2019